



NOCP 1 & 2

Officials Development Plan





NOCP Referee Development Pathway



The Canadian Basketball Referee Development Program is a comprehensive development pathway for referees from local community league games to being a FIBA referee at international events.

This program has been developed by the Canada Basketball Officials Commission (CBOC) in partnership with Canada Basketball and the Provincial Basketball Officials Associations. It is based on the Canada Basketball Long Term Development Plan and aligns the referee framework with player and coach frameworks, competitions and tournaments.

The Referee Development Pathway includes five levels:

1. Community Referee (NOCP 1)

This is the entry level for referees who will begin their refereeing at a school age or local youth leagues.

2. Competitive Referee (NOCP 2)

This is a higher level of training for referees who want to continue their refereeing at the junior and senior high school level, club team and the adult league level.

3. Provincial Referee (NOCP 3)

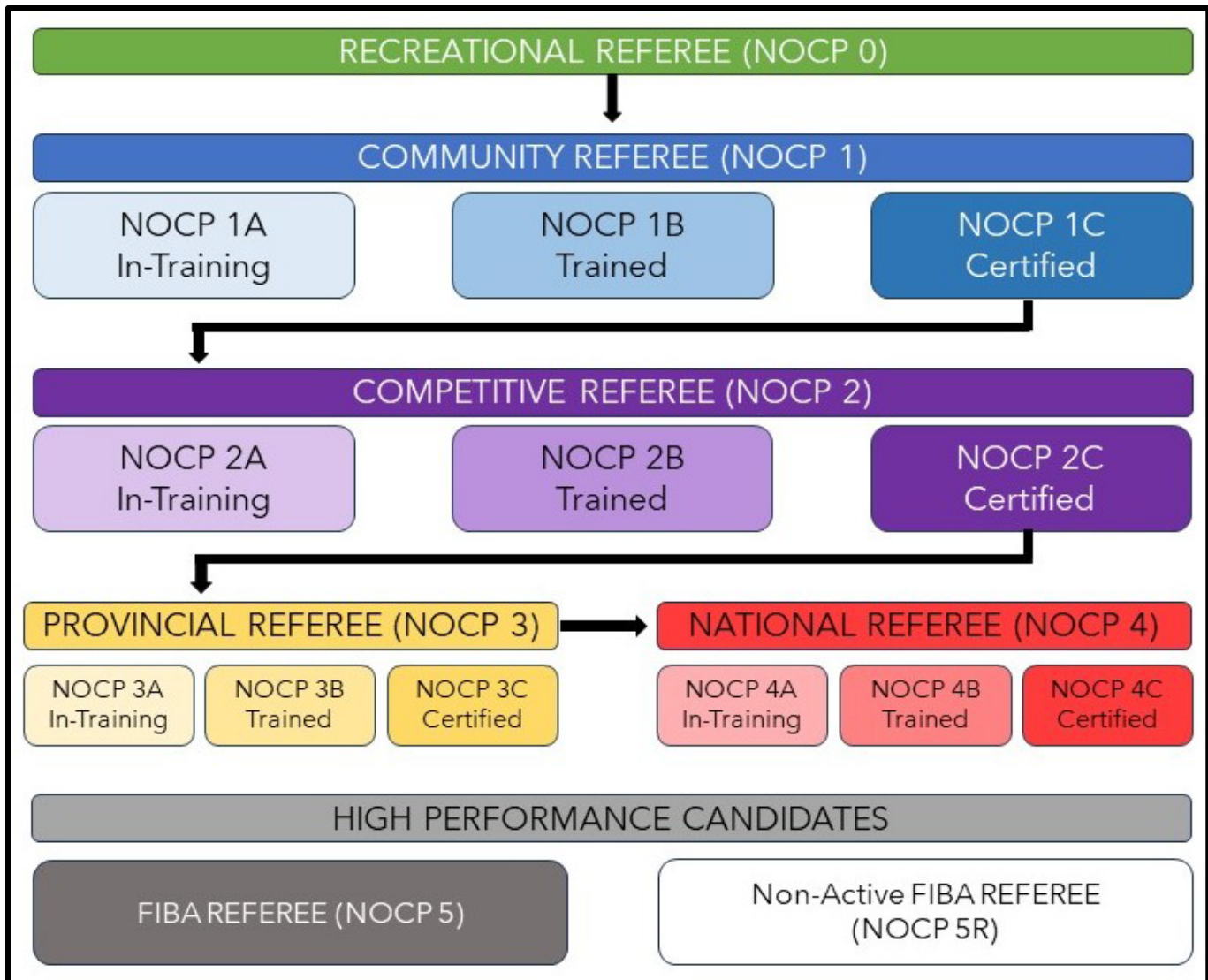
This is the essential course for referees who want to referee at provincial age-group championships and is also recommended for referees officiating at secondary school, Provincial High-Performance Teams and Provincial College and U SPORTS basketball.

4. National Referee (NOCP 4)

Once Provincial Referees have met the requirements for regular officiating and have attended a U-15 or U-17 National Championship or equivalent, they can be assessed to become a National Referee. National Referees are eligible to referee all levels of basketball in Canada below the FIBA level.

5. FIBA Referee (NOCP 5)

Referees who show outstanding potential to reach and maintain the elite FIBA license level if given the opportunity can be nominated for FIBA selection. All nominees will be recommended by CBOC to Canada Basketball and approved by the National Federation Referee Selection Committee. FIBA Referees officiate all international basketball including the FIBA World Cup and the Olympics.



Each level is comprised of three developmental phases:

a. In-Training

This is the entry phase, where the official has just started or has completed some of the required training and education components.

b. Trained

The official has completed all learning and training components.

c. Certified

The official has completed all evaluation and assessment requirements.

Each developmental level aims to equip referees with the rule's knowledge and practical skills to referee at the relevant level of competition. Progress through the levels and phases is achieved through a mixture of theory, training, and practical assessment.

Formal development through courses and assessments is supported by informal learning available to referees through a range of opportunities.



NOCP Level 1

Cost
\$100

REFEREE DEVELOPMENT PATHWAY



COMMUNITY REFEREE (NOCP 1)



COMPETITIVE REFEREE (NOCP 2)



PROVINCIAL REFEREE (NOCP 3)



NATIONAL REFEREE (NOCP 4)



FIBA REFEREE (NOCP 5)

WHY

IS IT IMPORTANT TO PROGRESS THROUGH THE OFFICIAL'S PATHWAY?

The Canadian Basketball Referee Development Program is a comprehensive development pathway for referees from local community league games to being a FIBA referee at international events.

This program has been developed by the Canadian Basketball Officials Commission (CBOC) in partnership with Canada Basketball and the Provincial Basketball Officials Associations. It is based on the Canada Basketball Long Term Development Plan and aligns the referee framework with player and coach frameworks, competitions, and tournaments.

Each developmental level aims to equip referees with the knowledge, rules, and practical skills to referee at the relevant level of competition. Progress through the levels and phases is achieved through a mixture of theory, training, and practical assessment.

WHO

SHOULD I TAKE NOCP 1 TRAINING?

The NOCP Level 1 training is for referees early in their officiating journey who are mainly refereeing school based or local youth leagues. It is for those referees who have completed the Recreational Referee course and would like to progress to officiate beyond a junior community level.

This training aims to equip participants with an understanding of the rules and the role of a referee in community level games. It is a prerequisite to advance through NOCP Levels 2 to 5.

WHAT

IS COVERED IN NOCP 1 TRAINING?

At the completion of this training, participants will be able to:

- Recognize the professional expectations of a referee and understand the basic skills needed to maintain game control.
- Identify accurate positioning, court coverage and the roles of Trail and Lead officials in 2-person officiating mechanics, while using correct FIBA signals.
- Understand the key technical skills and mechanics for specific tasks and procedures to allow the game to be conducted efficiently, correctly and under control.
- Effectively express decisions and communicate with players, coaches, table officials and partners, as well as dealing with conflict situations.
- Gain basic knowledge about the game of basketball and its rules.

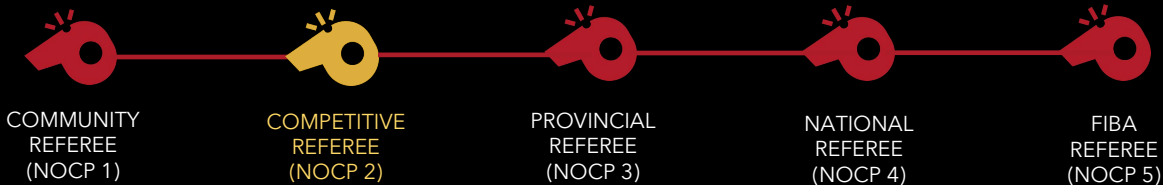
TO REGISTER FOR NOCP LEVEL 1 TRAINING, PLEASE VISIT GAMEPLANBASKETBALL.CA, AND SELECT 'WORKSHOPS' FOR MORE INFORMATION, EMAIL CBOC@BASKETBALL.CA



NOCP Level 2

Cost
\$150

REFEREE DEVELOPMENT PATHWAY



WHY

IS IT IMPORTANT TO PROGRESS THROUGH THE OFFICIAL'S PATHWAY?

The Canadian Basketball Referee Development Program is a comprehensive development pathway for referees from local community league games to being a FIBA referee at international events. This program has been developed by the Canadian Basketball Officials Commission (CBOC) in partnership with Canada Basketball and the Provincial Basketball Officials Associations. It is based on the Canada Basketball Long Term Development Plan and aligns the referee framework with player and coach frameworks, competitions, and tournaments. Each developmental level aims to equip referees with the knowledge, rules, and practical skills to referee at the relevant level of competition. Progress through the levels and phases is achieved through a mixture of theory, training, and practical assessment.

WHO

SHOULD I TAKE NOCP 2 TRAINING?

The NOCP Level 2 training is for referees continuing in their officiating journey who are mainly refereeing high school based or local club leagues. It is for those referees who have completed the Community Referee course and would like to progress to officiate beyond the community level. This training aims to equip participants with an understanding of the rules and the role of a referee in competitive level games. It is a prerequisite to advance through NOCP Levels 3 to 5.

WHAT

IS COVERED IN NOCP 2 TRAINING?

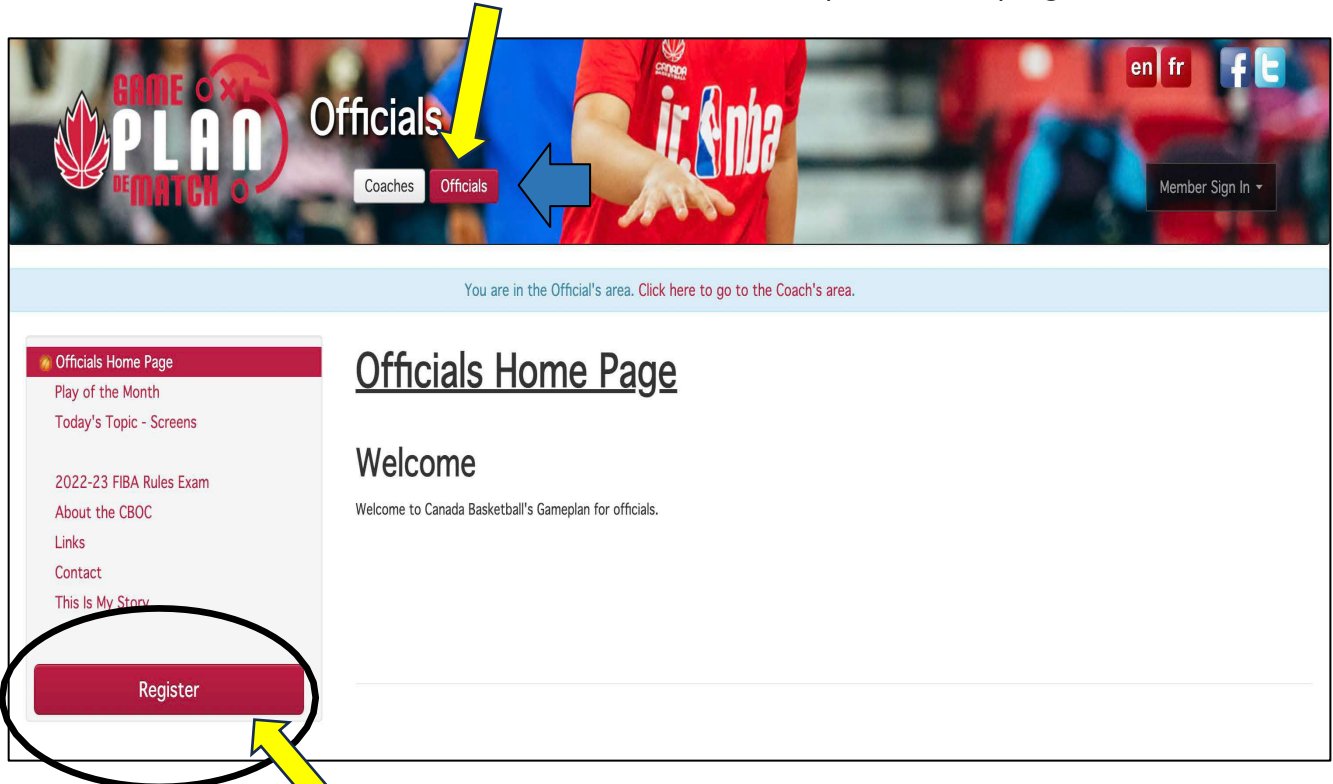
- At the completion of this training, participants will be able to:
- Recognize the professional expectations of a referee and understand the skills needed to maintain game control.
 - Solidify accurate positioning, court coverage and the roles of Trail and Lead officials in 2-person officiating mechanics, while using correct FIBA signals.
 - Understand the key technical skills and mechanics for specific tasks and procedures to allow the game to be conducted efficiently, correctly and under control.
 - Effectively express decisions and communicate with players, coaches, table officials and partners, as well as dealing with conflict situations.
 - Gain further knowledge about the game of basketball and its rules.

TO REGISTER FOR NOCP LEVEL 2 TRAINING, PLEASE VISIT GAMEPLANBASKETBALL.CA, AND SELECT 'WORKSHOPS' FOR MORE INFORMATION, EMAIL CBOC@BASKETBALL.CA

How to Create a Game Plan Account

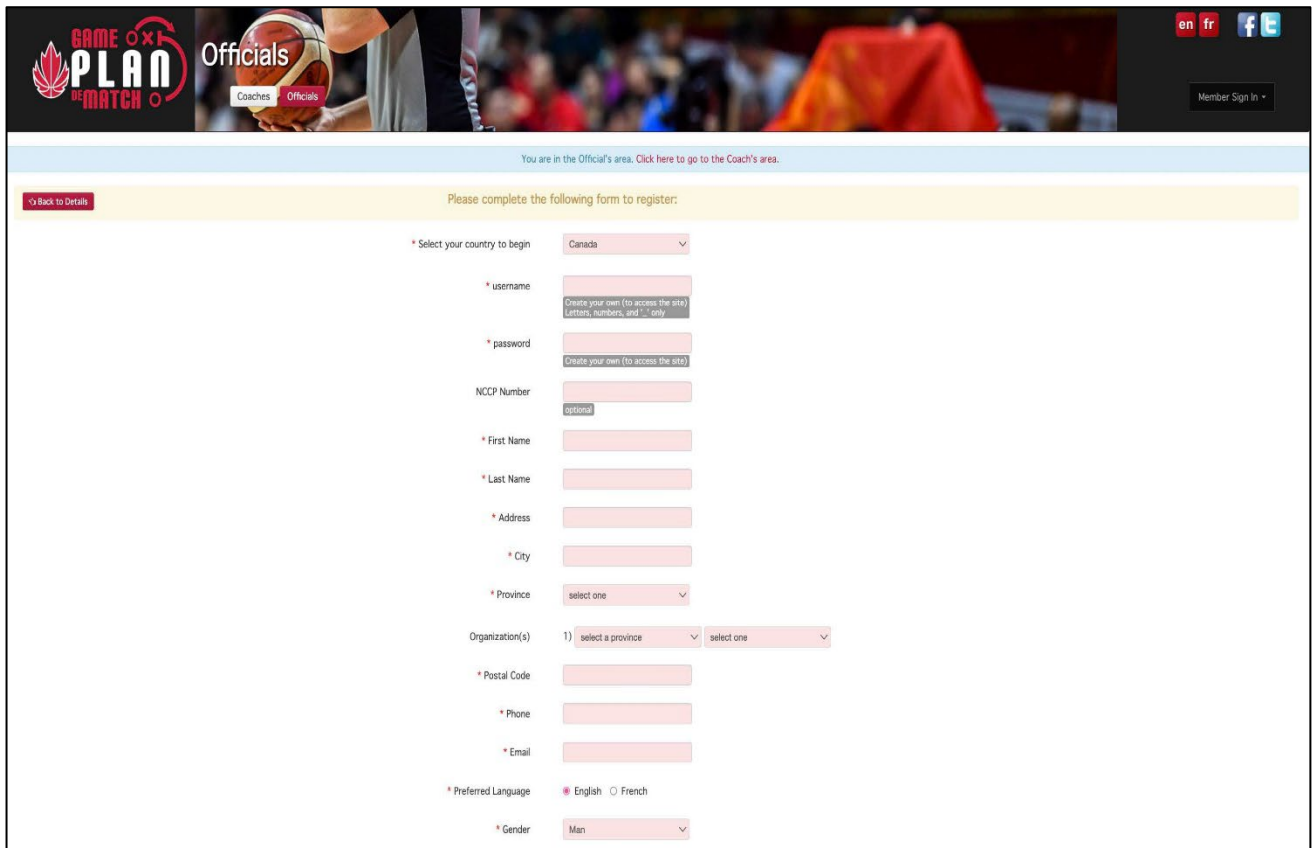
1. Go to the following link: <https://gameplanbasketball.ca/>. You will see the page below. Read the page to learn about Game Plan.

2. First click on the **Officials** button at the top of the page.



3. Next, click on the **"Register"** button (on left side of page, see circle in the image above).

- Complete your profile information - be sure to enter your email address. If you don't have an NCCP Number leave this field blank and one will be automatically assigned to you.



The screenshot shows the registration page for the Game Plan Officials area. At the top, there is a navigation bar with the Game Plan logo, 'Officials' text, and social media icons. Below the navigation bar, a message states 'You are in the Official's area. Click here to go to the Coach's area.' The main content area is a registration form titled 'Please complete the following form to register:'. The form includes fields for: Country (Canada), Username (with a note: 'Create your own (to access the site) Letters, numbers, and "-" only'), Password (with a note: 'Create your own (to access the site)'), NCCP Number (optional), First Name, Last Name, Address, City, Province (select one), Organization(s) (1) (select a province, select one), Postal Code, Phone, Email, Preferred Language (English selected, French unselected), and Gender (Man selected). A 'Back to Details' link is located at the top left of the form area.

- Press the "**Continue**" button at the bottom of the page.



- After Registration is complete, you will receive a confirmation email to the email account you just registered with.

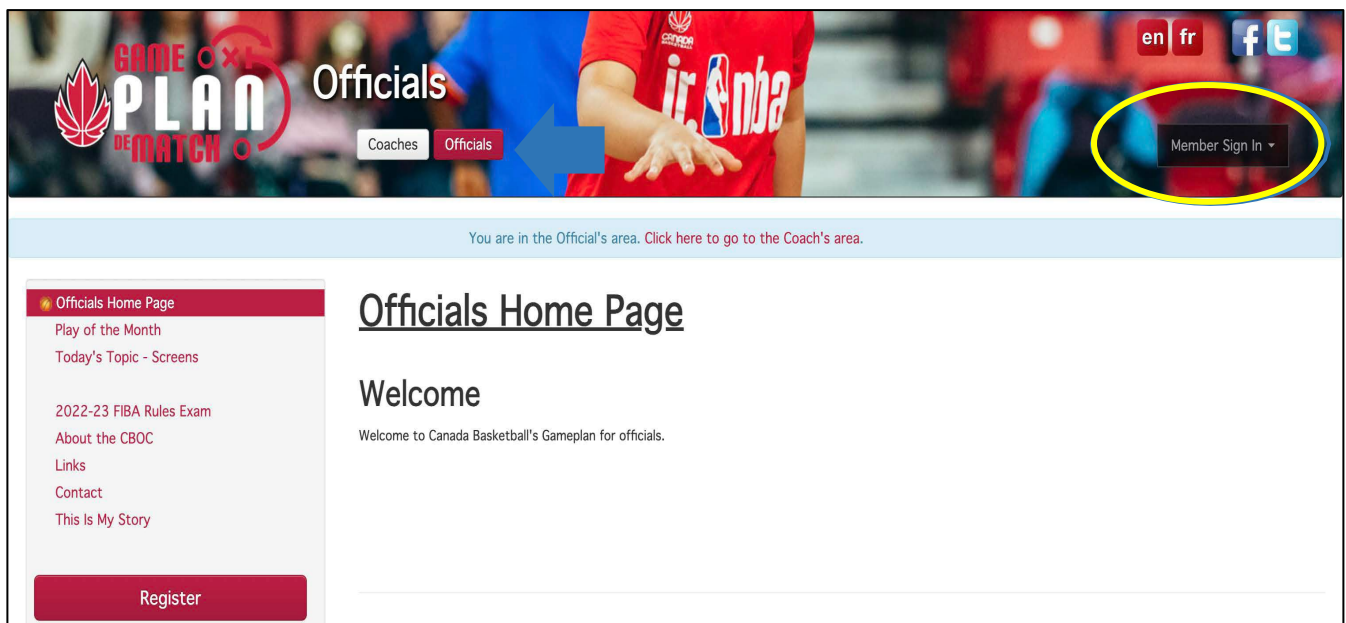


How to Register for a Workshop on Game Plan

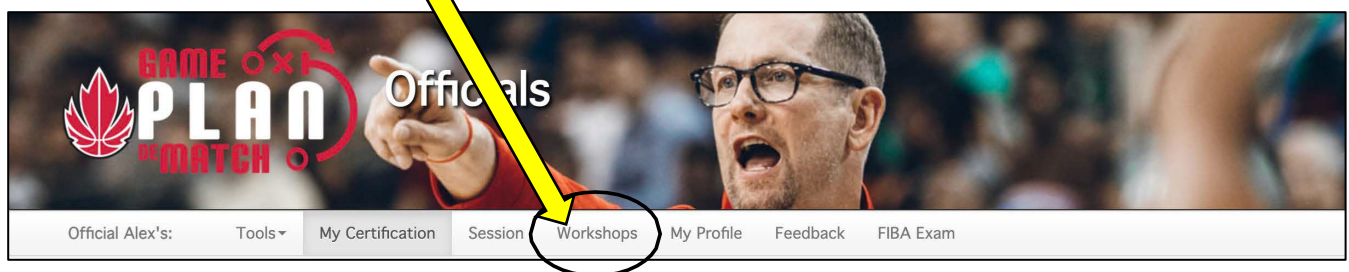


1. Go to the following link: <https://gameplanbasketball.ca/>. You will see the page below. Sign into your Game Plan account by clicking "Member Sign-In" in the top right corner and entering your username and password. Make sure you have clicked on the Officials tab.

If you do not know your username and/or password email certification@basketball.ca and ask to reset your password.



2. Click on the **"Workshops"** tab (on the main toolbar, see image below).





How to Register for a Workshop on Game Plan



3. Change the search filters to the **Province** of interest (the province where the course will be delivered) and/or to the Workshop Modules of interest (which course you would like to attend).

A screenshot of a search filter interface. It shows three dropdown menus: "Province:" with "Ontario" selected, "Workshop Module:" with "all" selected, and a year dropdown with "2018" selected. The "Workshop Module:" dropdown is highlighted with a blue border.

4. Scroll through the courses to find the one that you are able to attend. When you have found the course that you would like to attend click the **"Register"** button corresponding to that course (on the left side of the screen).
5. Complete the payment by following the instructions on-screen.
6. Enjoy the course and thank you for your commitment to officiating! If you have any questions about registering for a workshop or your workshop, please contact certification@basketball.ca.